

2019-20




AJANTA

Volume-VIII, Issue-I
January - March - 2019
English Part - IV / Marathi

IMPACT FACTOR / INDEXING
2018 - 5.5
www.sjifactor.com

Ajanta Prakashan



ISSN 2277 - 5730
AN INTERNATIONAL MULTIDISCIPLINARY
QUARTERLY RESEARCH JOURNAL

AJANTA

Volume - VIII


Issue - I

January - March - 2019

English Part - IV / Marathi

Peer Reviewed Refereed
and UGC Listed Journal

Journal No. 40776



ज्ञान-विज्ञान विमुक्तये

IMPACT FACTOR / INDEXING
2018 - 5.5

www.sjifactor.com



❖ EDITOR ❖

Asst. Prof. Vinay Shankarrao Hatole
M.Sc (Maths), M.B.A. (Mktg.), M.B.A. (I.R.),
M.Drama (Acting), M.Drama (Prod. & Dir.), M.Ed.

❖ PUBLISHED BY ❖

Ajanta Prakashan
Aurangabad. (M.S.)

This issue of the journal provides an opportunity to the academicians, consultants, scholars, Researchers and Policy makers with variety of backgrounds and experiences to exchange their views on the concerned topics. The papers on 'Recent Trends in Social Sciences and Commerce', share new ideas and research results to find solutions on the practical challenges in the encountered areas. The methods, data, information, knowledge and innovative ideas in the papers are useful for the students, teachers and social workers in the subject of Commerce, Sociology, Public Administration, Economics, History and Political Science.



Publisher & Owner.

Archana Rejendra Ghodke
Harshwardhan Publication Pvt.Ltd.
At.Post-Limbaganesh Tq.Dist.Beed.
Pin-431126 (Maharashtra)
Cell. 9850203295



ISSN-2319 9318

Ashish Press, Ashi
Mob. 9423054000

❧ CONTENTS OF ENGLISH PART - IV ❧

S.No.	Title & Author	Page No.
1	Women Entrepreneurs and Mahila Nagari Sahakari Banks - (Special Reference - Bhagyalaxmi Mahila Nagari Sahakari Bank Nanded) Dr. Jyoti A. Patil	1-4
2	Problems of Entrepreneurship Development Mr. Mangesh Shirsath	5-10
3	Dmic in Marathwada: Investment and Employment Opportunities Dr. Pandurang N. Dapke	11-14
4	Importance of E- Commerce in Globalization Asst. Prof. Suresh G. Sonawan	15-19
5	A Study of Milk Production in India, Maharashtra and Marathwada Dr. Madhav P. Dhere	20-25
6	E-Commerce & E- Business Dr. S. D. Talekar	26-31
7	Importance of Mced, In the Entrepreneurship Development with Special Reference to Aurangabad District in Marathwada Dr. Waghmare M.S.	32-40
8	Approaches to Financial Management Dr. Vinod Ratiram Bansile	41-46
9	Role of Prime Minister Employment Generation Programme in Aurangabad District Ms. Jyoti Lalit Adhane Dr. Bilas S. Kale	47-54
10	Factors Affecting on Entrepreneurship, Approach and Challenges Dr. Mrs. Maturkar V. M.	55-59
11	Restructuring of Marathwada through Ancient Trade, Business and Enterpreneurship Practices Dr. Deshmukh Hemchandra Narsingrao	60-69
12	Business and Social Responsibilities A Study of Rajuri Steel in Jalna of Marathwada Region Jayashree N. Kolhe	70-73

5. A Study of Milk Production in India, Maharashtra and Marathwada

Dr. Madhav P. Dhere

Assistant Professor, Department of Commerce, Ankushrao Tope College, Jalna.

Introduction

Milk is referred to be as the complete food, as it contains all the necessary constituents to provide essential nutritional requirements to the body. The milk production in India was poor until there took place the White Revolution. Now, India stands first place in production of milk in the world. India is the largest producer of milk and contributes 19 percent of the world's total milk production¹. India being an agricultural nation is one of the highest producers of wheat, rice along with milk in the world. Dairying has become an important secondary source of income for millions of rural families and has assumed the most important role in providing employment and income generating opportunities particularly for marginal and women farmers. Most of the milk in the country is produced by small, marginal farmers and landless labourers.

Milk production in India during the period 1950-51 to 2017-18, has increased from 17 million tonnes to 176.3 million tonnes as compared to 165.4 million tonnes during 2016-17 recording a growth rate of 6.60 %. The per capita availability of milk in the country which was 124 gram per day during 1950-51 has increased to 375 gram per day in 2017-18, which is more than the world average consumption of 302 grams per day in 2016. This represents sustained growth in the availability of milk and milk products for our growing population.

Objectives of the Study

1. To know the milk production in India, Maharashtra and Marathwada
2. To recognize the per capita availability of milk in India and Maharashtra
3. To identify the share percentage of States in total milk production of India

Research Methodology

The researcher has made use of secondary data. The researcher has referred various books, journals, annual reports of Department of animal Husbandry, Dairying and fisheries, Ministry of Agriculture and Farmers Welfare, Government of India and various websites for data collection.

Milk production and per capita availability

Milk and milk products are the essential food items of human beings that provide sufficient nutritional supplements especially to the children.

Table I

Milk production and per capita availability in India & Maharashtra

Year	Milk Production (in Lakh MT)		Percentage of milk production of Maharashtra to India	Per capita Availability (Grams per Day)	
	India	Maharashtra		India	Maharashtra
2010-11	1218.00	80.44	6.60	281	196
2011-12	1279.00 (5.01)	84.69 (5.28)	6.62	290	206
2012-13	1324.31 (3.54)	87.34 (3.13)	6.60	299	213
2013-14	1376.85 (3.97)	90.89 (4.06)	6.60	307	219
2014-15	1463.14 (6.27)	95.42 (4.98)	6.52	322	228
2015-16	1554.91 (6.27)	101.52 (6.39)	6.53	337	239
2016-17	1654.04 (6.38)	104.02 (2.46)	6.29	352	243
2017-18	1763.47 (6.62)	111.02 (6.73)	6.30	375	256

Note: figures of bracket shows annual growth rate., MT: Metric Ton

The Table I shows that the total Milk production and per capita availability of milk in India as well as Maharashtra state during the year 2010-11 to 2017-18. In case of milk production, the milk production has increased from 1218.00 lakh MT in India and 80.44 lakh MT in Maharashtra in 2010-11 to 1763.47 Lakh MT in India and 111.02 Lakh MT in Maharashtra in 2017-18. The annual growth rate of milk production in India and Maharashtra shows that it was uneven and fluctuating for each year from 2010-11 to 2017-18 but it is positive nature in every year. The study of the Percentage of milk production of Maharashtra to milk production of India shows that it was between 6.30 to 6.62 percentages in the study period. The study of per capita availability of milk in India & Maharashtra, it is seen that the per capita availability of milk in Maharashtra is less than as compare to per capita availability of milk in India.

State wise Milk Production in India

The state wise percentage share of milk production as compare to total milk production in the country is given in the following table:

Table 2

Percentage share of Milk Production of Selected States in the year 2017-18

States	Milk Production (in Lakh MT)	Percentage Share in Total Milk Production	Rank
Uttar Pradesh	290.52	16.47	1
Rajasthan	224.27	12.72	2
Madhya Pradesh	147.13	8.34	3
Andhra Pradesh	137.25	7.78	4
Gujarat	135.69	7.69	5
Punjab	118.55	6.72	6
Maharashtra	111.02	6.3	7
Haryana	98.09	5.56	8
Bihar	92.42	5.24	9
Tamil nadu	77.42	4.39	10
Karnataka	71.37	4.05	11
West Bengal	53.89	3.06	12
Telangana	49.65	2.82	13
Remaining all States	156.2	8.86	
India -Total	1763.47	100	

MT: Metric Ton

Source: Basic Animal Husbandry & Fisheries Statistics 2018, AHS series-19, Ministry of Agriculture & Farmers Welfare, Department of Animal Husbandry, Dairying and Fisheries Krishi Bhawan, New Delhi, Government of India.

The table 2 reveals that the state wise share of milk production in total milk production in India in the year 2017-18. The total milk production of India was 1763.47 Lakh MT during the year. Out of the total milk production of country it is seen that the largest producer of milk is Uttar Pradesh state with 16.5 percent of the total milk production in the country followed by Rajasthan that produces 12.7 percent of the total milk production. Madhya Pradesh, Andhra Pradesh, Gujarat, Punjab and Maharashtra stand as the third, fourth, fifth, sixth and seventh largest milk producing states that produce 8.3 percent, 7.8 percent, 7.7 percent, 6.7 percent and

43 percent of th
 as in the 7th ra
 region wise M
 Maharas
 Vidarbha. And c

Region
Konkan
Nashik
Pune
Marahtw
Vidarbha
Maharas Total

Note

Sou

The data a

17 are presented

shown a steady i

percentage share

the period 2013

production of the

percentage share

throughout the pe

District wise Mi

The Mar:

Usmanabad, Nan

6.3 percent of the total milk produced in the country respectively. It means that Maharashtra state was in the 7th rank in total milk production in India during the year 2017-18.

Region wise Milk Production in Maharashtra

Maharashtra state has five regions such as Konkan, Nashik, Pune , Aurangabad and Vidarbha. And characteristics of all the regions are different from each other.

Table 3

Region wise Milk Production in Maharashtra (in Lakh MT)

Region	2013-14	2014-15	2015-16	2016-17
Konkan	3.83 (4.21)	5.14 (5.39)	4.91 (4.84)	4.98 (4.79)
Nashik	24.10 (26.52)	25.28 (26.49)	27.12 (26.71)	28.07 (26.99)
Pune	34.02 (37.43)	38.25 (40.09)	41.84 (41.21)	42.99 (41.33)
Marathwada	17.24 (18.97)	16.81 (17.62)	14.30 (14.09)	16.48 (15.84)
Vidarbha	11.70 (12.87)	9.94 (10.42)	13.35 (13.15)	11.50 (11.06)
Maharashtra Total	90.89 (100.00)	95.42 (100.00)	101.52 (100.00)	104.02 (100.00)

Note: figures of bracket shows percentage to total

Source: Economic Survey of Maharashtra 2016-17 & 2017-18

The data about region wise total milk production in Maharashtra during 2013-14 to 2016-17 are presented in [Table-3]. It indicates that the total milk production in Maharashtra has shown a steady increase during the aforesaid period. Among the different regions of state, the percentage share of Pune region in total milk production of the state was the highest throughout the period 2013-14 to 2016-17 and the percentage share of Konkan region in total milk production of the state was the lowest throughout the period. On the other hand, it is seen that the percentage share of Marathwada region in total milk production of the state was decreasing throughout the period 2013-14 to 2016-17.

District wise Milk Production in Marathwada Region

The Marathwada region has eight districts they are Aurangabad, Jalna, Beed, Latur, Osmanabad, Nanded and Hingoli.

Table 4

District wise Milk Production in Marathwada Region in the year 2016-17

District	Milk Production (In Lakh MT)				Total
	Deshi Cows	Cross Bred Cows	Buffalo	Goats	
Aurangabad	0.35	1.08	0.51	0.06	2.00 (12.14)
Jalna	0.41	0.26	0.43	0.03	1.13 (6.86)
Parbhani	0.38	0.06	0.64	0.04	1.12 (6.80)
Beed	0.52	1.28	1.66	0.07	3.53 (21.42)
Latur	0.54	0.25	1.41	0.04	2.24 (13.59)
Usmanabad	0.30	1.52	1.20	0.08	3.10 (18.81)
Nanded	1.01	0.12	1.31	0.08	2.52 (15.29)
Hingoli	0.21	0.13	0.46	0.04	0.84 (5.10)
Marathwada Total	3.72 (22.57)	4.70 (28.52)	7.62 (46.24)	0.44 (2.67)	16.48 (100.00)

Note: figures in bracket shows percentage to total

Source: Statistical Booklet 2016-17

The table 4 indicates District wise Milk Production in Marathwada Region in the year 2016-17. The total Milk production in Marathwada region was 16.48 Lakh MT in the year 2016-17. Out of these, the highest 21.42 percent milk production was recorded in Beed district and the lowest 5.10 percent milk production was recorded in Hingoli district. On the other hand, out of the total milk production of Marathwada region, the highest 46.24 percent milk is produced from Buffalo and followed by 28.52 percent from Cross Bred Cows, 22.57 percent from Deshi Cows and 2.67 percent from Goats.

Conclusions

Milk production in India during the period 1950-51 to 2017-18, has increased from 17 million tonnes to 176.3 million tonnes. The per capita availability of milk in the country which was 124 gram per day during 1950-51 has increased to 375 gram per day in 2017-18, which is more than the world average consumption of 302 grams per day in 2016. The study of per capita availability of milk in India & Maharashtra, shows that the per capita availability of milk in Maharashtra is less than as compare to per capita availability of milk in India.

Out of the total milk production of India in 2017-18, it is seen that the largest producer state of milk is Uttar Pradesh followed by Rajasthan, Madhya Pradesh, Andhra Pradesh, Gujarat, Punjab and Maharashtra state. Among the different regions of Maharashtra state, the percentage share of Pune region in total milk production of the state was the highest throughout the period

2013-14 to
 Milk produ
 production v

References

1. Annu
 Minis
2. Econo
3. Econo
4. Basic
 Agri
5. Fisher
 Statist

2016-17 to 2016-17 and the percentage share of 'Konkan region was the lowest. Out of the total production of Marathwada region in the year 2016-17, the highest 21.42 percent milk production was recorded in Beed district and the lowest 5.10 percent recorded in Hingoli district.

Total
100 (12.14)
13 (6.86)
12 (6.80)
53 (21.42)
24 (13.59)
10 (18.81)
52 (15.29)
84 (5.10)
6.48
100.00)

gion in the year
n the year 2016-
l district and the
her hand, out of
roduced from
in Deshi Cows

reased from 17
country which
17-18, which is
ly of per capita
lity of milk in

argest producer
adesh, Gujarat,
the percentage
out the period

References

1. Annual Report 2017-18, Department of animal Husbandry, Dairying and fisheries, Ministry of Agriculture and Farmers Welfare, Government of India. page No.55
2. Economic Survey of Maharashtra 2016-17 page no. 108
3. Economic Survey of Maharashtra 2017-18 page no. 111
4. Basic Animal Husbandry & Fisheries Statistics 2018, AHS series-19, Ministry of Agriculture & Farmers Welfare, Department of Animal Husbandry, Dairying and Fisheries Krishi Bhawan, New Delhi, Government of India.
5. Statistical Booklet 2016-17